

PUBLIC HEALTH & WELLBEING STRATEGY 2023-2028

Engagement Report Phase 2

By: Jamie-Lee Gale, Community Development Planner

Overview

Public health planning is soon to be a mandatory requirement under Part 5 of the new Public Health Act 2016, replacing the Health Act 1911. The Public Health Act requires each local government to produce a *'public health plan that applies to its local district'* and must be part of the overall strategic and corporate planning and reporting framework.




The purpose of public health planning is to take a proactive approach to preventative health with a focus on achieving long-term public health outcomes. The Town's Public Health Plan has been elevated to incorporate the Community Development Strategy, creating one strategy for the Town with its name supported by Council in July 2023 as the Public Health & Wellbeing Strategy 2023-2028 (the Strategy).

This report provides a snapshot of the second phase of consultation undertaken to seek confirmation from the community and key stakeholders that the Town correctly captured the needs of the community in developing the Strategy and to make final adjustments depending on the feedback.

Consultation process

The second phase of engagement occurred from mid-July to mid-August 2023, seeking feedback from the community and key stakeholders on the following themes:

- Levels of support and reasons why
- Comments on the Strategy as a whole

| Approach | |
|---|--|
|  | Direct email community survey to Phase 1 respondents and key external stakeholders |
|  | Online community survey (21 responses) |
|  | Social media posts across Town channels |

What we learned

Levels of support

| Answer | # | Gender | Age | Suburb | Reasons | Town's Response |
|--------|----|---|--|--|---|--|
| Yes | 10 | <ul style="list-style-type: none"> Male – 4 Female – 6 | <ul style="list-style-type: none"> 25-29 – 2 35-39 – 2 50-54 – 1 55-59 – 3 70-74 – 1 Didn't state – 1 | <ul style="list-style-type: none"> St James – 2 EVP – 4 Carlisle – 1 Other – 3 | <ul style="list-style-type: none"> Goals are aligned to community expectations and addresses important health issues | <ul style="list-style-type: none"> No action required |
| | | | | | <ul style="list-style-type: none"> Ideas are sound but unsure of the practicalities | <ul style="list-style-type: none"> No action required |
| Unsure | 7 | <ul style="list-style-type: none"> Male – 3 Female – 3 Prefer not to say - 1 | <ul style="list-style-type: none"> 25-29 – 1 30-34 – 1 40-44 – 2 45-49 – 1 55-59 – 1 Prefer not to say – 1 | <ul style="list-style-type: none"> EVP – 3 Carlisle – 1 VP – 3 | <ul style="list-style-type: none"> Four responses concerned about the safety and lighting in the Town | <ul style="list-style-type: none"> Safety exists in 7.1, 7.2 and 7.3 within the Strategy plus addressed in our SNP 2022-2027. Lighting exists in our SNP 1.1 & 4.1.2 |
| | | | | | <ul style="list-style-type: none"> Three people feel there is too much "Council speak" – no concrete plans and goals | <ul style="list-style-type: none"> It is a Strategy, and an action plan will be developed to direct specific deliverables. Reviewed and considered terminology utilised in document that could be considered 'council speak' |
| | | | | | <ul style="list-style-type: none"> One respondent believed too much focus on Aboriginal and Torres Strait Islander people & LGBTQIA+ and not enough on the youth & senior population | <ul style="list-style-type: none"> Youth & senior population addressed across all Pillars although not specifically mentioned. Aboriginal and Torres Strait Islander only specifically focused in 5.3. LGBTQIA+ not specifically focused in deliverables but generally across the Pillars |
| | | | | | <ul style="list-style-type: none"> One unsure how the initiatives will be maintained and strengthened into 2028 | <ul style="list-style-type: none"> Will ensure the deliverables within the action plan are reported on and published on the Town's website annually |

| | | | | | | |
|----|---|---|--|---|---|---|
| No | 4 | <ul style="list-style-type: none"> • Male – 1 • Female – 2 • Prefer not to say - 1 | <ul style="list-style-type: none"> • 30-34 – 1 • 35-39 – 1 • 45-49 – 1 • Prefer not to say – 1 | <ul style="list-style-type: none"> • EVP – 1 • VP – 1 • Carlisle – 2 | <ul style="list-style-type: none"> • One respondent felt there was too much emphasis on marginal groups | <ul style="list-style-type: none"> • Town community addressed across all Pillars although not specifically mentioned |
| | | | | | <ul style="list-style-type: none"> • One respondent felt they wouldn't call it a "plan" | <ul style="list-style-type: none"> • It is a Strategy, and an action plan will be developed to direct specific deliverables |
| | | | | | <ul style="list-style-type: none"> • One respondent was positive but concerned the Strategy didn't address the alcohol statistics in the Town | <ul style="list-style-type: none"> • Changed to include mention in Pillar 1. Changed wording of 3.1 to include 'ToVP funded spaces, programs and events'. Changed 3.3 to healthy 'choices' |
| | | | | | <ul style="list-style-type: none"> • One respondent felt there is no support for the local bowling club facilities to address the inactive senior population in the Town | <ul style="list-style-type: none"> • Will reach out and ask what support the respondent is referring to. Will look to address this within action plan as opposed to the Strategy |

What are the reasons for your concern/lack of support?

| Description | # | Town's Response |
|--|---|--|
| Safety & lighting | 4 | <ul style="list-style-type: none"> Safety exists in 7.1, 7.2 and 7.3 within the Strategy plus addressed in our SNP 2022-2027 Lighting exists in our SNP 1.1 & 4.1.2 |
| Too much "Council speak", no concrete plans and goals, wouldn't call it a "plan" | 3 | It is a Strategy, and an action plan will be developed to direct specific deliverables. Reviewed and considered terminology utilised in document that could be considered council speak |
| Too much emphasis on marginal groups including Aboriginal and Torres Strait Islander, LGBTQIA+ and not enough on the youth & senior population | 2 | <ul style="list-style-type: none"> Youth & senior population addressed across all Pillars although not specifically mentioned Aboriginal and Torres Strait Islander only specifically focused in 5.3 LGBTQIA+ not specifically focused in deliverables but overall across the Pillars |
| e-scooter trial | 1 | Addressed in #22, #40 and #49 in our Integrated Transport Strategy |
| Road safety measures | 1 | Addressed in 4.3 of the Strategy and exists in 1.2 & 4.1.2 in the our SNP 2022-2027 |
| Alcohol consumption & disability | 1 | Changed to include mention in Pillar 1. Changed wording of 3.1 to include ToVP funded spaces, programs and events. Changed 3.3 to healthy 'choices' |
| Not clear how the Pillars will address priority groups | 1 | Added an additional explanation how the priority groups will be supported across the delivery of the Strategy. |
| No support for the local bowling club facilities to address the inactive senior population in the Town | 1 | Will reach out and ask what support the respondent is referring to. Will look to address this within action plan as opposed to the Strategy |
| Unsure how the initiatives will be maintained and strengthened into 2028 | 1 | Will ensure the deliverables within the action plan are reported on and published on the Town's website annually |

Seven of eight items that respondents believed the Strategy ‘missed’ were in fact within the key priorities, either stated clearly or were implied. The remaining one comment will be reviewed as the feedback was supportive of the direction and intent of the Strategy.

Four of the eighteen respondents who didn’t support the Strategy, felt there wasn’t enough emphasis on safety and lighting. The John MacMillan Precinct is currently a large hotspot for criminal and antisocial behaviour and is heavily focused on in the SNP 2022-2027. The Public Health & Wellbeing Strategy 2023-2028 will help to identify the gaps to offer further support and value add to resources, demonstrating the Town’s commitment to dealing with community concerns.

Additions to the draft Strategy will include refining and providing further explanation/clarification around the key priority population groups and amending priority 3 within Pillar 1 to include a more targeted focus on alcohol.

Comments on the Strategy as a whole

| Description | # | Town’s Response |
|---|---|---|
| No comment | 7 | Mix of five respondents supportive of the Strategy and two non-supportive |
| Positive comments and support – special mention to green space, active transport, mental health, and homelessness support | 6 | Demonstrates that we have the Public Health & Wellbeing Strategy space covered |
| A lot of ideas that may not get implemented without constant review | 2 | Will ensure the deliverables within the action plan are reported on and published on the Town’s website annually |
| Rate payers would rather an email/letter with bullet points in respect of proposals and outcomes | 1 | As above |
| Need to be active to make tangible change | 1 | As above |
| Increasing focus on physical barriers to physical activity i.e., lighting, road safety | 1 | <ul style="list-style-type: none"> Lighting exists in our SNP 1.1 & 4.1.2 Road safety exists in 4.1, 4.2 and 4.3 of Strategy as well as 1.2 & 4.1.2 in our SNP 2022-2027 No changes made |
| Bottom of Albany Hwy car free | 1 | Exists in the Albany Highway Precinct Structure Plan. No changes made |

| | | |
|--|---|---|
| Replacing mural opposite the Boston with art that will attract interest e.g., 3D bike lanes | 1 | Will discuss with Town's Arts Officer. No changes made |
| State what it is that the Town is planning to do | 1 | It is a Strategy, and an action plan will be developed to direct specific deliverables. Will ensure these are reported on annually to show community what it is we have achieved throughout the lifespan of the Strategy. No changes made |
| There is a definite gap for people aged 25 - 35/40. What activities are in place for them | 1 | Demographic group not specifically mentioned but will be targeted within action plan across all Pillars. No changes made |
| What options are being considered for cycle paths | 1 | Exists in 4.2 and 4.3. No changes made |
| Amend "Healthy Active by Design" in 8.2 to "Healthy Streets" | 1 | Changes made. A number of Town staff and Elected Members have completed the Healthy Streets training and this should be utilised as a framework moving forward |
| Reference Aboriginal and Torres Strait Islander people on page 13 as opposed to just 'Aboriginal people' | 1 | Changes made |

Demographics

| Category | Information | # | Summary |
|----------|--------------------|----|---|
| Status | Live in the Town | 15 | Most respondents were residents of the Town and/or were ratepayers |
| | Ratepayer | 12 | |
| | Work in the Town | 4 | |
| | Visitor | 7 | |
| Suburb | Victoria Park | 3 | Most respondents were from the suburb of East Victoria Park. The spread is not representative of the population with such a small number of responses |
| | St James | 2 | |
| | East Victoria Park | 10 | |
| | Carlisle | 4 | |
| | Burswood | | |

| | | | |
|--------------------------------------|---------------------------|----|---|
| | Lathlain | | |
| | Other – Rivervale, Gwelup | 2 | |
| Gender | Female | 11 | Almost an even number of responses from those who identify as male (42%) and female (47%) |
| | Male | 8 | |
| | Prefer not to say | 2 | |
| Age | 20-24 | | Most respondents were between 55-59 and 35-39 years of age, which was similar to the Phase 1 survey, but not representative of the population |
| | 25-29 | 3 | |
| | 30-34 | 2 | |
| | 35-39 | 3 | |
| | 40-44 | 2 | |
| | 45-49 | 2 | |
| | 50-54 | 1 | |
| | 55-59 | 4 | |
| | 60-64 | | |
| | 65-69 | | |
| | 70-74 | 1 | |
| | 75-79 | | |
| Disability | Yes | 1 | |
| | No | 18 | |
| | Prefer not to say | 2 | |
| Aboriginal or Torres Strait Islander | Yes | | |
| | No | 18 | |
| | Prefer not to say | 2 | |
| Primary language other than English | Yes | 2 | |
| | No | 19 | |

Appendix

Draft Public Health & Wellbeing Strategy Survey on Your Thoughts

1. Have you reviewed the draft Public Health & Wellbeing Strategy 2023-2028?

- Yes
- Not yet

2. Did you respond to our Healthy Vic Park survey earlier this year?

- Yes
- No
- I'm not sure

3. Overall, do you support the draft Public Health & Wellbeing Strategy 2023-2028? *

- Yes
- No
- I'm unsure

4. Please explain your response

Please add your comment here...

5. Do you have any other comments to share about the draft Strategy?

Please add your comment here...

About you

To help us assess how accurately the feedback we receive reflects the diversity of our community, please share a few brief details about yourself.

Any information you provide will remain anonymous and only be used for the purposes of this project.

6. Please select all that apply to you

- I live in the Town of Victoria Park
- I am a Town of Victoria Park ratepayer
- I work in the Town of Victoria Park
- I own a business in the Town of Victoria Park
- I visit the Town of Victoria Park often

7. What suburb do you live in?

8. What is your gender?

- Male
- Female
- Non-binary
- Prefer to self-describe
- Prefer not to say

9. What is your age?

10. Do you have a disability

- Yes
- No
- Prefer not say

11. Do you identify as Aboriginal or Torres Strait Islander

- Yes, Aboriginal
- Yes, Torres Strait Islander
- Both
- No
- Prefer not to say

12. Do you speak a primary language other than English?

- Yes
- No

13. What is your best contact email address? *

Your information will remain confidential and only be used to provide you with updates about this and related projects. 0/255